

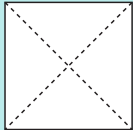
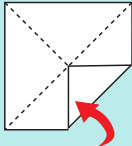
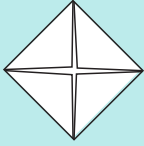
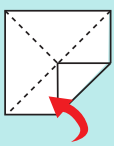





Make a Sharity Cootie Catcher!

Tear along the perforated lines and follow the instructions to fold.
You can also check out our video in Facebook and Instagram on the step-by-step instructions to fold.

-  **1** Fold in half.
-  **2** Fold in half again.
-  **3** Unfold and place printed side down.
-  **4** Fold up all 4 corners so that the points meet in the middle.
-  **5** It should look like this. Please flip it over.
-  **6** Fold up all 4 corners. Points meet in the middle.
-  **7** Flip it over, it should now look like this.
-  **8** Fold the top back.
-  **9** Put your fingers into the 4 corners. Form 4 points.

★ ★ **20 EXCLUSIVE SHARITY HAMPERS TO BE GIVEN AWAY!** ★ ★

Simply submit a photo entry of your completed Sharity cootie catcher on my Facebook or Instagram or email Team_Sharity@ncss.gov.sg by **31 December 2019**.

Remember to include your name, class and school and Hashtag your photo with **#TeamSharity** and **#CareDeeplyShareFreely**



Ask your grandparents or parents to help, they may have played this game before!